

## REFERENCES

1. Blirup-Jensen et al.: Clin Chem Lab Med 2001; 39, 1110 – 22.
2. Blirup-Jensen et al.: Clin Chem Lab Med 2008; 46, 1470 – 9.







## SHIPPING DAMAGE


Please notify your distributor, if this product was received damaged.

## REACH

None of the materials and reagents in the kit require a Material Safety Data Sheet (MSDS) according to CLP-Regulation (EC) No 1272/2008 and directive EC 1907/2006 (REACH).

## SYMBOLS KEY

	Expiration date
	Consult Instructions for Use
	Manufacturer
	Catalogue Number
	Lot number
	Temperature limitations



**Manufacturer**  
BÜHLMANN Laboratories AG  
Baselstrasse 55  
4124 Schönenbuch, Switzerland

# BÜHLMANN sCAL® turbo

Serum calprotectin turbidimetric assay

## Calibrator Kit

B-KSCAL-CASET-U

Version A1

Release Date: 2022-02-14

For research use only.

## BÜHLMANN Laboratories AG

Baselstrasse 55  
4124 Schönenbuch  
Switzerland  
Tel.: +41 61 487 1212  
Fax: +41 61 487 1234  
info@buhlmannlabs.ch

## INTENDED USE

The BÜHLMANN sCAL® turbo Calibrator Kit is intended for use with the BÜHLMANN sCAL® turbo Reagent Kit for the determination of serum calprotectin levels in serum samples. Each calibrator establishes a point of reference for the working curve that is used to calculate test results from samples.

For research use only. Not for use in diagnostic procedures.

## CALBRATOR VALUE

Calibrator values are assigned according to a value transfer protocol (Ref. 1-2) and are indicated in the enclosed QC-data sheet. The calibrator material comprises recombinant calprotectin and is standardized against an internal reference material.

## REAGENTS SUPPLIED

Reagents	Quantity	Code	Preparation
<b>Calibrators</b> Calibrators 1-6 containing an assigned concentration of recombinant calprotectin	1 x 6 vials 1 mL/ vial	B-KSCAL-CASET-U	Ready to use

Table 1

## REAGENT STORAGE AND STABILITY

<b>Unopened calibrators</b>
Store at 2-8 °C. Do not use kit past expiration date printed on the labels.
<b>Opened calibrators</b>
To be established.
<b>Calibration curve stability</b>
To be established.

Table 2

## MATERIALS REQUIRED BUT NOT PROVIDED

Reagents	Quantity	Code
<b>BÜHLMANN sCAL® turbo Reagent Kit</b> Reaction Buffer (R1) Immunoparticles (R2)	1 vial/ 24 mL 1 vial/ 7.3 mL	B-KSCAL-RSET-U
<b>BÜHLMANN sCAL® turbo Control Kit</b> Controls low and high	3 x 2 vials 1 mL/ vial	B-KSCAL-CONSET-U

Table 3

## WARNINGS AND PRECAUTIONS

- This test is for research use only and must be handled by qualified personnel, in accordance with Good Laboratory Practices (GLP).
- Before measuring please equilibrate reagents, controls, calibrators and samples as described in the application note.
- Do not mix calibrators of different lots or switch caps between reagents.
- Avoid evaporation of the calibrator.

## ASSAY PROCEDURE

### Application notes / assay Installation

The assay procedure for the BÜHLMANN sCAL® turbo has been established on several clinical chemistry analyzers. Application notes describing installation and analysis on specific instruments are available from BÜHLMANN upon request.

### Establishment of the calibration curve

The BÜHLMANN sCAL® turbo Calibrator Kit is used to establish a six point calibration curve according to the instrument manual. Calibrator values are lot-specific. A new calibration must be performed for each new calibrator and reagent lot. Otherwise, calibration should be performed every four weeks according to the instrument specific application. Refer to the enclosed QC-data sheet for assigned calibrator values. Contact BÜHLMANN support if calibration cannot be performed without error.

### QC controls

The calibration curve must be validated with controls, low and high, each day before running serum samples. Refer to the Instruction for Use for BÜHLMANN sCAL® turbo Control Kit for further information.